



PN12 Multipin – 7.5A Plugs & Receptacles

Ratings

- Voltage**
50 VAC or 600 VAC Max
- Amperage Rating**
5A Current Interrupting
7.5A Non-Current Interrupting
- Environmental Ratings**
NEMA 4X, IP66 + 67
- Temperature Range**
Min -40°F/Max 140°F
See pg 194 for temps below -15°F.
- Wiring Capacity**
Min 20 AWG Max 14 AWG
- Listings**
UL, CSA*, IEC, CE*
* Contact Customer Service
* Poly/metal versions only

For PN12 dimensions, see pgs 153-154

Receptacle (female)



Don't forget to add installation accessories to your order

Inlet (male)



Voltage	Polarity	Part #	
		Poly	Metal
50V	6P	01-M4060	09-M4060
50V	7P	01-M4070	09-M4070
50V	8P	01-M4080	09-M4080
50V	9P	01-M4090	09-M4090
50V	10P	01-M4100	09-M4100
50V	11P	01-M4110	09-M4110
50V	12P	01-M4120	09-M4120
600V	5P+E	01-M4051	09-M4051
600V	6P+E	01-M4061	09-M4061
600V	7P+E	01-M4071	09-M4071
600V	8P+E	01-M4081	09-M4081
600V	9P+E	01-M4091	09-M4091
600V	10P+E	01-M4101	09-M4101
600V	11P+E	01-M4111	09-M4111

Voltage	Polarity	Part #	
		Poly	Metal
50V	6P	01-M8060	09-M8060
50V	7P	01-M8070	09-M8070
50V	8P	01-M8080	09-M8080
50V	9P	01-M8090	09-M8090
50V	10P	01-M8100	09-M8100
50V	11P	01-M8110	09-M8110
50V	12P	01-M8120	09-M8120
600V	5P+E	01-M8051	09-M8051
600V	6P+E	01-M8061	09-M8061
600V	7P+E	01-M8071	09-M8071
600V	8P+E	01-M8081	09-M8081
600V	9P+E	01-M8091	09-M8091
600V	10P+E	01-M8101	09-M8101
600V	11P+E	01-M8111	09-M8111

Main Options



Reverse Interiors

Flush Mount

Locking Pawl

Receptacle Options

Part

Reverse Interiors	Recept # - 001
With Flush Mount	Recept # - 142
Locking Pawl	Recept # - 824-300

Inlet Options

Part

Reverse Interiors	Inlet # - 001
-------------------	---------------

See pgs 171-180 for detailed information on these options

PN12 Order Example:

To order a device with a reverse interior add **-001** to the inlet and receptacle part numbers.

PN12 Inlet 5P+E 01-M4051-**001**

PN12 Receptacle 5P+E 01-M8051-**001**

Appropriate accessory part numbers must also be included on the order.

Installation Accessories

Unless indicated otherwise, accessories can be used with either poly or metal plugs and receptacles

Handles



NPT	Poly Handle Threaded Opening	Metal Handle* Threaded Opening	90° Nylon Handle Threaded Opening
1/2"	01-NA013-12	H091U12	04-2A090-5-12
3/4"	01-NA013-34	H091U34	04-2A090-5-34
1"	01-NA013-1	H091U1	04-2A090-5-10

Cable Range	Nylon Handle w/Clamp & Bushing	Angled Nylon Handle w/Clamp & Bushing
.27 - .75	01-NA013	-
.32 - .67	-	01-NA313


Notes: • For available cord grips, see pgs 167-168.
* For metal devices only

NPT Guidelines

Cable Range	NPT
.062 - .5	1/2"
.187 - .75	3/4"
.437 - 1.10	1"
.750 - 1.375	1 1/4"


NPT sizes are determined by the cable diameter and third party cord grip.

Junction Boxes



NPT	Metal Box	Metal Box Nylon Angle	Metal Box Metal Angle	Poly Conduit Entry	Poly Straight Wall Box	Metal Straight Wall Box
1/2"	MB312-601	01-NA053-080-12	09-NA053-080-12	01-NA023-12	01-NA025-12	09-NA025-12
3/4"	MB334-601	01-NA053-080-34	09-NA053-080-34	01-NA023-34	01-NA025-34	09-NA025-34
1"	MB31-601	01-NA053-080-1	09-NA053-080-1	-	-	-
1 1/4"	MB3114-601	01-NA053-080-114	09-NA053-080-114	-	-	-

Angles



Nylon 30° Angle	Metal 45° Angle	Metal Straight Adapter
01-NA027	09-NA027	MSPN

Miscellaneous Accessories



For Male Devices Only

Protective Cap	Flush Mount	Cord Grip with Mesh
01-NA126	01-2A142	see pgs 167-168

Order Example

A typical order should include an inlet part number, a receptacle part number **AND** the matching handles, angles or other required accessories.



Male Inlet with Handle (Plug)
09-M8090 + 01-NA313



Female Receptacle with Angle Adapter
09-M4090 + 01-NA027



PN12 Stainless Steel Multipin – 7.5A Plugs & Receptacles

Ratings

- **Voltage**
50 VAC or 600 VAC Max
- **Amperage Rating**
5A Current Interrupting
7.5A Non-Current Interrupting
- **Environmental Ratings**
NEMA 1
* For additional sealing options,
contact customer service
- **Temperature Range**
Min -40°F/Max 140°F
- **Wiring Capacity**
Min 20 AWG Max 14 AWG
- **Listings**
UL, IEC, CE*
* Contact Customer Service

For PN12 SS dimensions, contact
Customer Service

Receptacle (female)



Don't forget to
add installation
accessories to
your order


Inlet (male)



Voltage	Polarity	Part # Stainless Steel
50V	6P	09-14060-SS
50V	7P	09-14070-SS
50V	8P	09-14080-SS
50V	9P	09-14090-SS
50V	10P	09-14100-SS
50V	11P	09-14110-SS
50V	12P	09-14120-SS
600V	5P+E	09-14051-SS
600V	6P+E	09-14061-SS
600V	7P+E	09-14071-SS
600V	8P+E	09-14081-SS
600V	9P+E	09-14091-SS
600V	10P+E	09-14101-SS
600V	11P+E	09-14111-SS

Voltage	Polarity	Part # Stainless Steel
50V	6P	09-18060-SS
50V	7P	09-18070-SS
50V	8P	09-18080-SS
50V	9P	09-18090-SS
50V	10P	09-18100-SS
50V	11P	09-18110-SS
50V	12P	09-18120-SS
600V	5P+E	09-18051-SS
600V	6P+E	09-18061-SS
600V	7P+E	09-18071-SS
600V	8P+E	09-18081-SS
600V	9P+E	09-18091-SS
600V	10P+E	09-18101-SS
600V	11P+E	09-18111-SS

PN12 Stainless Steel Multipins are made of machined 304 Stainless Steel.



Installation Accessories

Handles



NPT	Stainless Steel Handle
1/2"	09-2A013-SS-12
3/4"	09-2A013-SS-34

NPT Guidelines

Cable Range	NPT
.062 - .5	1/2"
.187 - .75	3/4"
.437 - 1.10	1"
.750 - 1.375	1 1/4"
.890 - 1.650	1 1/2"
1.125 - 2.438	2"
1.750 - 2.565	2 1/2"

NPT sizes are determined by the cable diameter and third party cord grip.

Angles



Stainless Steel
45° Angle

09-2A027-SS

Notes: • Includes angle adapter as shown.

Junction Boxes



NPT	Stainless Steel Box with Stainless Steel Angle
3/4"	09-2A053-080-SS-34
1"	09-2A053-080-SS-1

Order Example

A typical order should include an inlet part number, a receptacle part number **AND** the matching handles, angles or other required accessories.



Male Inlet with Handle (Plug)
09-18090-SS + 09-2A013-SS-34



Female Receptacle with Angle Adapter
09-14090-SS + 09-2A027-SS